

The revolution in energy



PURE ENERGY PRODUCTION

**The solution to global warming,
produce electricity without pollution
with a mechanical way.**

After 19 years of research, Richard Arel as invented a motor multiplier that multiplies the power of the electric motor that drives a multiplier that drives a generator, which produces the double of electricity that the motor uses.

With this motor multiplier we produce **PURE ENERGY AT VERY LOW COST**. An operation that allows to continuously charge the battery of an electric vehicle, to have completely autonomous electric vehicles, also allows to produce electricity where the needs are, house, cottage, in the north, in Africa, etc., without any pollution.

**THE BEST SOLUTION ON THE PLANET TO COMBAT
GLOBAL WARMING AND ACHIEVE THE GOALS OF
PARIS AGREEMENT FOR 2030, ACHIEVE ZERO GREEN
GASES BY 2050**



<https://arelenergy.com>

Electricity Cost one cent, US.0,01 (one centimate d'euro) a kilowatt where needs is.

AREL MOTOR MULTIPLIER

At model 2, with the 20 kilowatt motor 10, the generator 20 produces 60 kilowatts minus the normal losses, there remains a net gain of about **35 free kilowatts**. With a 1.2 megawatt motor we get about **two free megawatts**. Which is an incredible advance in energy production, electricity **without any pollution**. Cost less than US \$ 0.01 per kilowatt, one centime d'euro per kilowatt, these costs will be around this price everywhere on the planet. The bigger the engine and the generator, the more free the gain is and without any pollution. Can run 24 hours a day, 365 days a year, no need for wind or sun.

ELECTRICITY PRODUCER AND DISTRIBUTOR

This Arel Multiplier Engine can be used anywhere on the planet where needs are. House, factory, shopping center, etc. It will be used by the big producers of electricity. The Arel Multiplier Motor will be installed near the transformers, where the need is. Only generators of electricity that are in operation will be able to purchase rights of use, no rights of use will be sold to new producer. We will protect existing producers who sell electricity. In our opinion, the solution is not that consumers produce electricity, but that large electricity producers can produce electricity at very little cost and **without any pollution**.

BE AMONG THE FIRST ELECTRICITY PRODUCERS TO USE THESE TECHNOLOGIES.

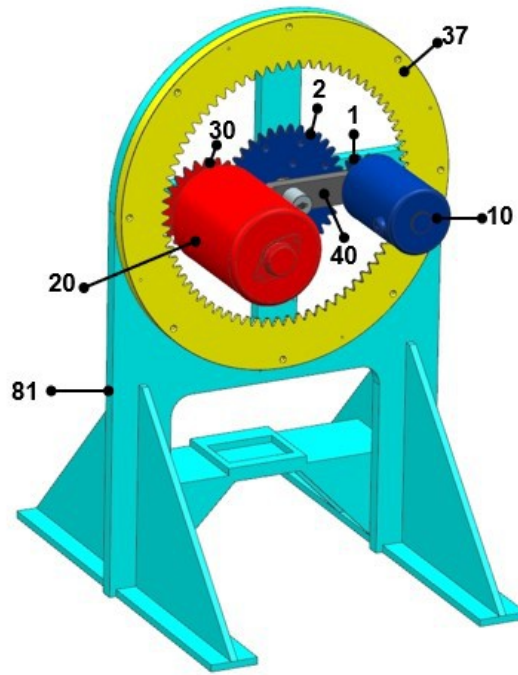
ELECTRIC VEHICLES. The Arel Multiplier Motor can be used in electric cars that will be completely autonomous with much smaller batteries. You start your car the Arel Multiplier Engine starts charging the battery immediately, you stop at the restaurant, at the shopping center, at work the Arel Multiplier charges the battery until the battery is full. At the end of the day, you arrive home, you collect the Arel Multiplier from your car to the battery, the accumulator of your home and your car gives you all the electricity you used at your home. **Ends the charging stations.**

The Arel Multiplier Motor can be used in trucks, buses, etc ...

BE ONE OF THE FIRST MANUFACTURERS TO MANUFACTURE SELF-SUFFICIENT ELECTRIC CAR THAT DO NOT POLLUTE.

ALL THE PROFITS OF THESE INVENTIONS WILL BE USED TO HELP THE PLANET





MULTIPLIER ENGINE THAT PRODUCES ELECTRICITY WITHOUT ANY POLLUTION.


MODEL 1 A – FIGURE 1

The gears 2 and 37 are fixed on the structure 81. The motor 10 and the generator 20 are fixed on the arm 40. The motor 10 rotates the gear 1 CW which rotates on the fixed gear 2 which rotates the arm 40 CW. The CW rotating arm 40 rotates the gear 30 CCW which rotates inside the gear 37 and the generator 20 turns CCW. A 20 kilowatts motor is used to rotate the gear 1 and rotates the generator 20 produces 40 kilowatts. We return 20 kilowatts to the motor 10 which rotates the motor 10 and the multiplier continuously and the other 20 kilowatts is used to charge electric vehicle batteries, or directed to a need. Less efficiency losses and friction, 2, 3 kilowatts, the gain is 17, 18 free kilowatts, no pollution.


NB. We start the motor 10 with a battery and once started, the motor 10 with the multiplier rotates continuously.

NB: VERY IMPORTANT. FOR MULTIPLIER MOTOR OPERATION, WE USE MOTOR AND GENERATOR ASYNCHRONOUS LIKE TESLA MOTOR, which are much smaller, light and very high efficiency, better than A/C motor and generator

 CW: Clock Wise

 CCW: Counter clock Wise





Model 1 B – FIGURE 2

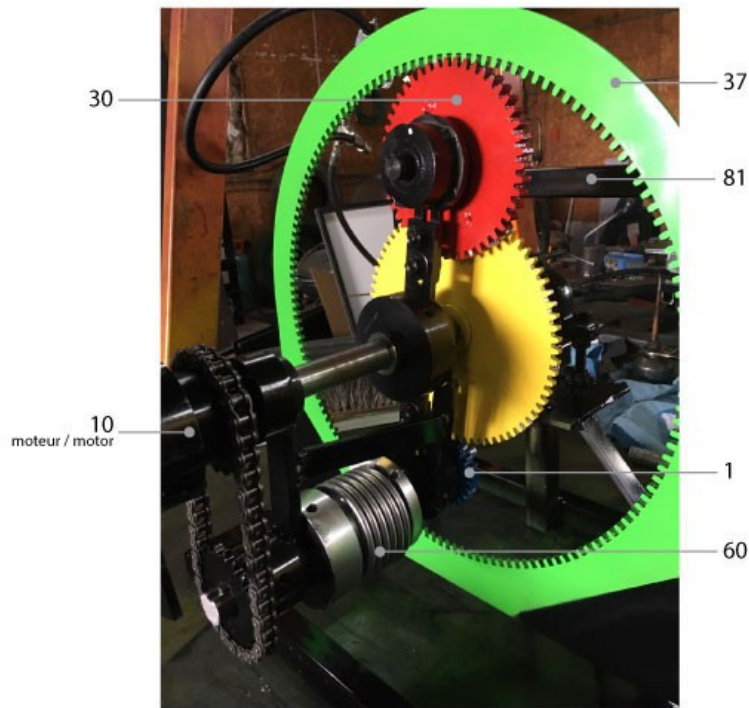
The motor 10 and the generator 20 are fixed on the black arm 40. The black arm 40 rotates on the central axis fixed on the structure 81. The motor 10 rotates the blue gear 1, 24 teeth CW on the fixed gear 2, the red gear 30, 48 teeth rotates CCW inside the fixed gear 37. The 20 kilowatts motor 10, rotates the blue gear 1, 24 teeth on the fixed gear 2 which rotates the black arm 40 CW which rotates the red gear 30, the generator 20 CCW which as 48 teeth, the generator produce 40 kilowatts less normal losses.

Here we double the torque of the motor 10 on the generator 20 by which the blue as 24 teeth and the red gear as 48 teeth.

VERY IMPORTANT IN THIS INVENTION. The rotor rotation of the rotor generator 20 is the same rotation of the rotation of the rotor motor 10.

The battery starts the motor 10, the motor 10 and the multiplier rotates continuously.



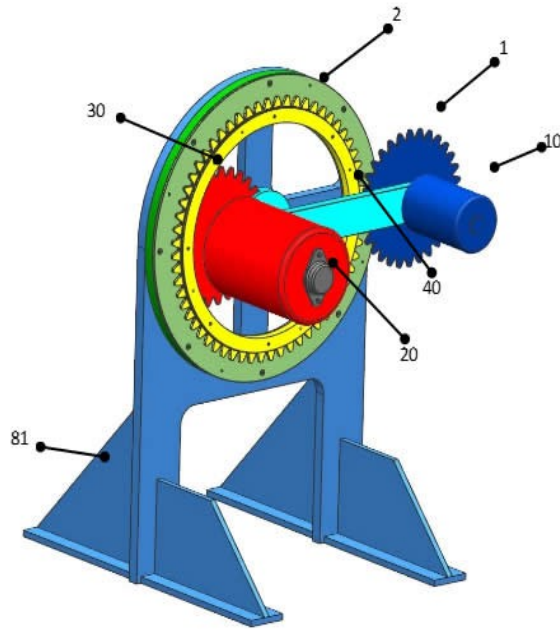


MODEL 1 C – FIGURE 3

The motor 10 may be centrally mounted on the multiplier structure 81. However, a torsion joint 60 must be used. See the patent. The wire system is very well explained in the patent. **Can operate with motor and hydraulic pump.**

VERY IMPRORTANT. In the patent, different ways of canceling the effect contrary to the direction of normal rotation of the multiplier produced by the body, the stator of the motor 10 and the generator 20 are shown.





FORCE OF LEVER IN ROTATION, UNIQUE IN THE WORLD.

MODEL 2 A – FIGURE 4

The motor 10 and the generator 20 are fixed on the arm 40. The arm 40 rotates on the central axis of the structure 81. The 20 kilowatts motor 10 rotates the blue gear 1 CW which rotates the arm 40 CW which rotates the gear 20 of the generator 20 CCW, the multiplier triples the 20 kilowatts of the motor 10, the generator 20 produces 60 kilowatts or three times more than the motor consumes. We return 20 kilowatts to the motor 10 to rotate it continuously and the other 40 kilowatts less losses for efficiency, friction, we have 35, 36 free kilowatts who is used to charge electric vehicle battery, auto, van, large trucks that become completely autonomous or directed to a need, house, shopping center, factory, etc.


VERY IMPORTANT. The rotation of the rotor of the generator 20 is the same rotation as on the rotor of the motor 10. Very well explained in the patent.

ROTATING LEVER FORCE, UNIQUE IN THE WORLD.

For the blue gear 1, the distance from the right side of the central axis is much longer on the right side than the distance of the red gear 30 on the left side of the central axis, which produces a rotating leverage.

THE BATTERY STARTS THE MOTOR 10, THE MOTOR 10 AND THE GENERATOR 20 ROTATES CONTINUOUSLY.





FORCE OF LEVER IN ROTATION, UNIQUE IN THE WORLD.

MODEL 2 B – FIGURE 5

The motor 10 and the generator 20 are fixed on the black arm 40. The black arm 40 rotates on the central axis fixed the structure 81. The 20 kilowatts motor 10 rotates the blue gear 1 CW which rotates the black arm 40 CW which rotates the red gear 30 of the generator 20 CCW, the multiplier triples the 60 kilowatts of the motor 10, the generator 20 produces 60 kilowatts or three times more than the motor consumes less efficiency and friction losses 2, 3 kilowatts, we have 37, 38 free kilowatts. We return 20 kilowatts to the motor 10 to rotate the multiplier continuously and the other 38 kilowatts is used to charge batteries of electric vehicles, cars, vans, large trucks that become completely autonomous or directed to a need.

VERY IMPORTANT. See Patent. For the blue gear 1, the right side distance of the central axis is much longer than the distance of the red gear on the left side of the central axis, which during operation produces a **ROTATING LEVER FORCE**. The motor 10 rotates the blue gear 1, the red gear 30 rotates the generator 20. 20 pounds of torque is applied to the blue gear 1 and 60 pounds of torque is obtained on the red gear 30 it multiplies by three the torque of the motor 10 on the generator 20. **CONFIRMED WITH PROTOTYPE.**

IMPORTANT: ROTOR ROTATION OF GENERATOR 20 IS THE SAME ROTATION OF THE ROTOR OF THE MOTOR 10. VERY WELL EXPLAINED IN THE PATENT.

THE MOTOR MULTIPLIER STARTS WITH A BATTERY THAT ROTATES THE MOTOR 10, THEN THE MOTOR 10 AND THE MULTIPLIER 20 ROTATES CONTINUOUSLY.



MODEL 3

This model is not shown because this model is very, very far ahead of everything that exists for cars, electric vehicles. Auto, truck, bus completely autonomous with a battery of 40 kilos. **NO RARE EARTH**. This model will be presented in a few months.

RICHARD AREL

Richard Arel is from Canada, has been owner for 20 years of the ([Restaurant Madrid wikipedia](#)). The most famous restaurant in Canada owned by a private owner. Richard Arel built at the beginning of the years 80 three of the first Monster Trucks in the world. ([Monster Truck Wikipedia](#)).

Richard Arel has built several machines with new operations, has a great experience in mechanical operations, engine and generator, engine and hydraulic pump.

His research began in 2000 with three other people. He made at least 500 prototypes, tried over 800 operations, and invested \$ 2 millions in his researches.

PROFITS

All profits from these inventions will be used to help the planet, plant trees, recover the plastics of the seventh continent, help countries to clean up, help developing countries, desalt the sea water to make it drinkable, have micro credits in developing countries, and more.



<https://arelenergy.com>